

All About Nonfiction Text Features



Text Features

Text features are included in nonfiction text to help the reader better understand the material.

There are many different types of text features that provide unique information to the reader, that can...


- Tell or explain new information
- Help the reader find information



Headings and Subheadings

A **heading** is included at the top of the text, to tell the reader what the entire text is about.

A **subheading** tells the reader what information they will find in the following paragraphs before the next subheading.





Photographs and Illustrations

Authors often choose to include photographs or illustrations to help the reader better understand the information.

A **photograph** may be an actual picture from an event in history or of a unique underwater creature.

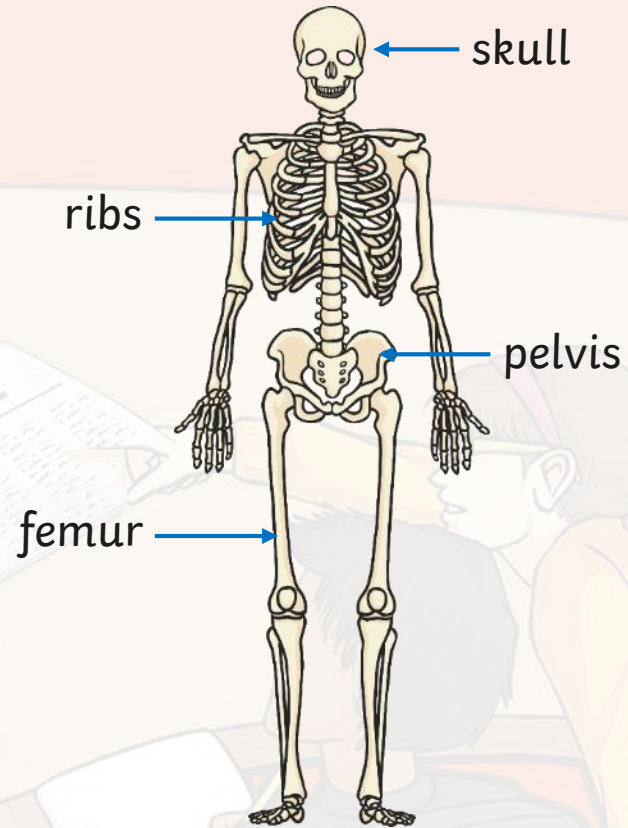
An **illustration** may be a diagram that explains a complex body system or scientific process.



Captions and Labels

A **caption** briefly explains what a photograph or illustration is about. It is often a short phrase or sentence that is located directly next to or under the image.

A **label** points to a specific part of a photograph, illustration, or diagram, and tells you the name of that part.



Skeletal system of a human

Task

Lets explore labelling.

Draw a picture of yourself.

Draw a picture and label your features.

